

## SET-UP PROCEDURES

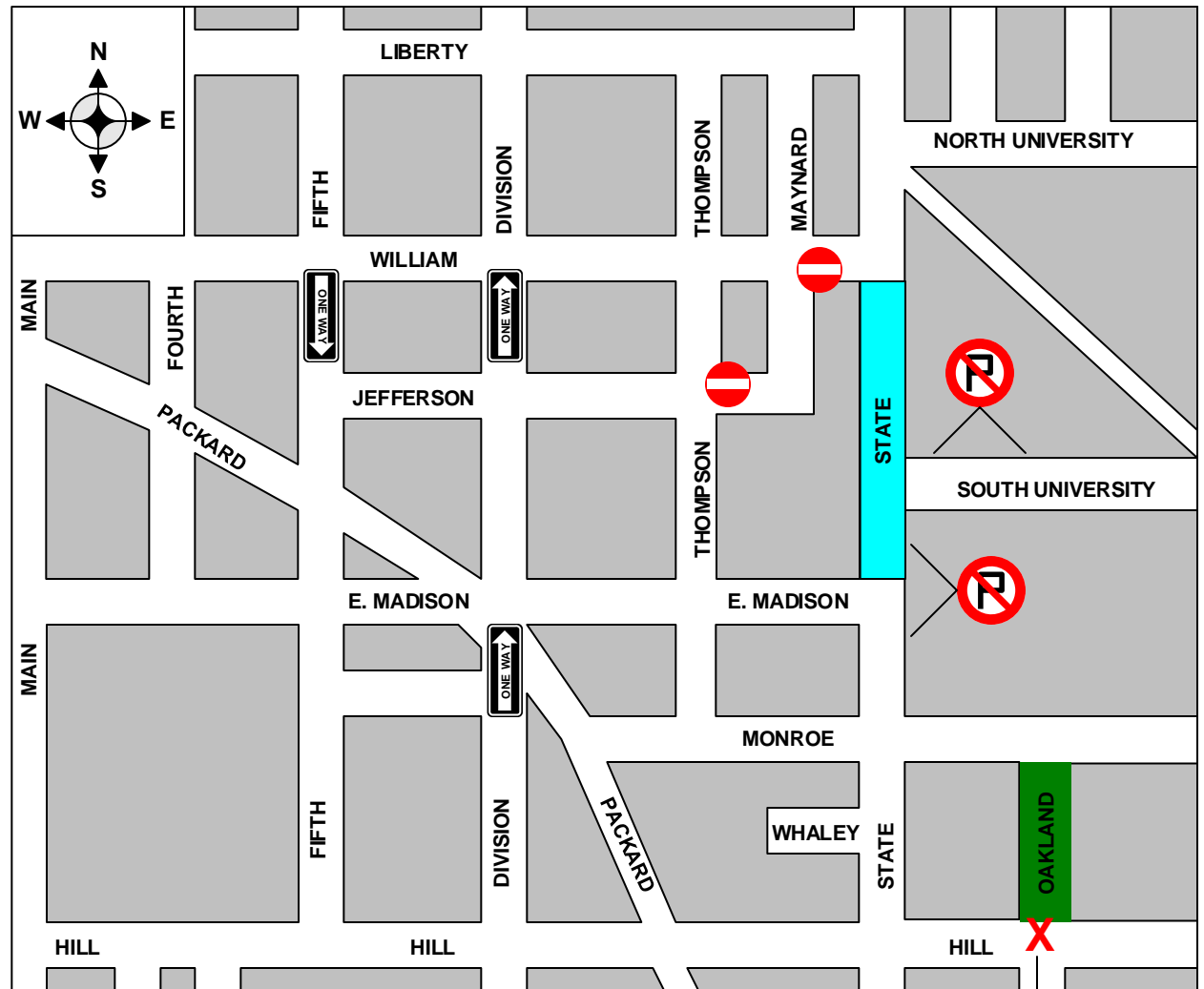
### Wednesday July 19, 2017




1. State Street artists **must** check in at the **Oakland staging area** before they can enter the fair site. **NO EXCEPTIONS.** Welcome packets are picked up here.
2. Artists must enter **Oakland staging area** via Hill Street entrance.
3. State Street artist vehicles will be held in **Oakland staging area** until space is available on State Street.
4. Vehicles are not allowed to park south or east of the State Street/South University intersection.
5. Only vehicles with clearly visible, checked-in unloading permits will be allowed to enter the fair site. **NO EXCEPTIONS.**

## TEARDOWN PROCEDURES\*

### Sunday July 23, 2017

1. Your booth must be **completely** torn down before Guild staff will issue you a pack-up permit.
2. State Street artists must have a pack-up permit to check in at the **Oakland staging area** (Indicated in Green on the map).
3. State Street artists must report to the **Oakland staging area**. **The entrance for the staging area is at Hill and Oakland (X).**
4. State Street artist vehicles will be held in the **Oakland staging area** until space is available on State Street.
5. Vehicles are not allowed to park south or east of the State Street/South University intersection.
6. Only vehicles with clearly visible, checked-in blue permits will be allowed to enter the fair site. **NO EXCEPTIONS.**



<b>OAKLAND STAGING AREA</b>	<b>SET-UP (July 19)</b>
<b>BLUE (STATE STREET)</b>	<b>TEARDOWN (July 23)</b>
	<b>SUMMER ART FAIR</b>
	(July 20 - July 23)
	- ONE WAY STREET
	- DO NOT ENTER
	- NO PARKING

**Set up & Teardown  
Entry Point**

*This Map is Not To Scale*